

SMSU Environmental Science Program Data

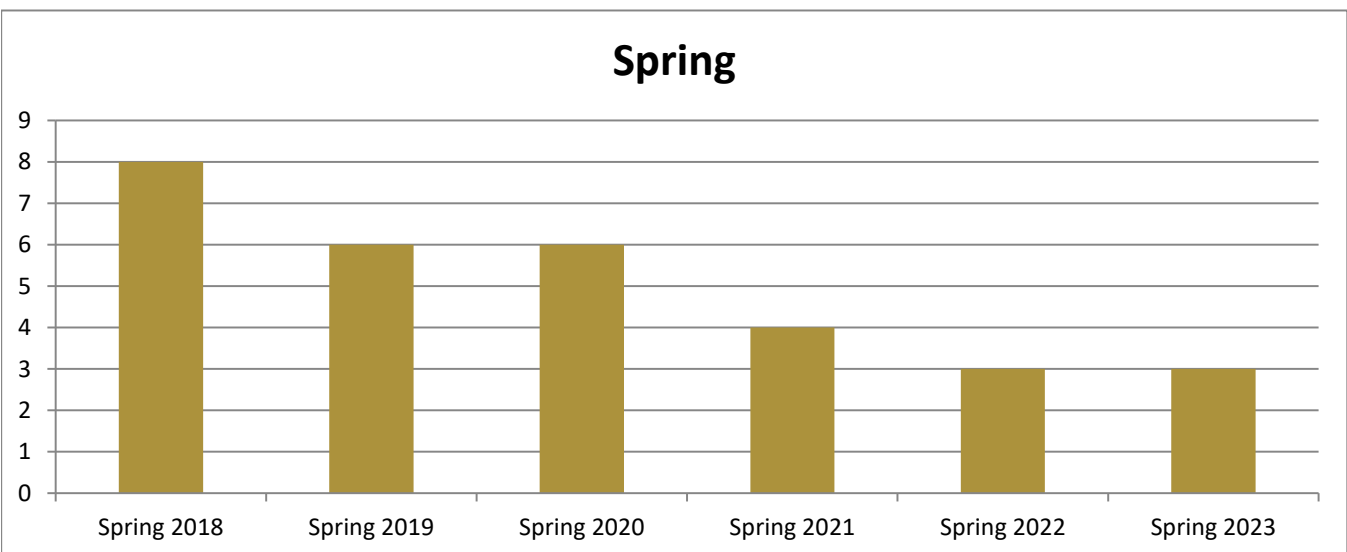
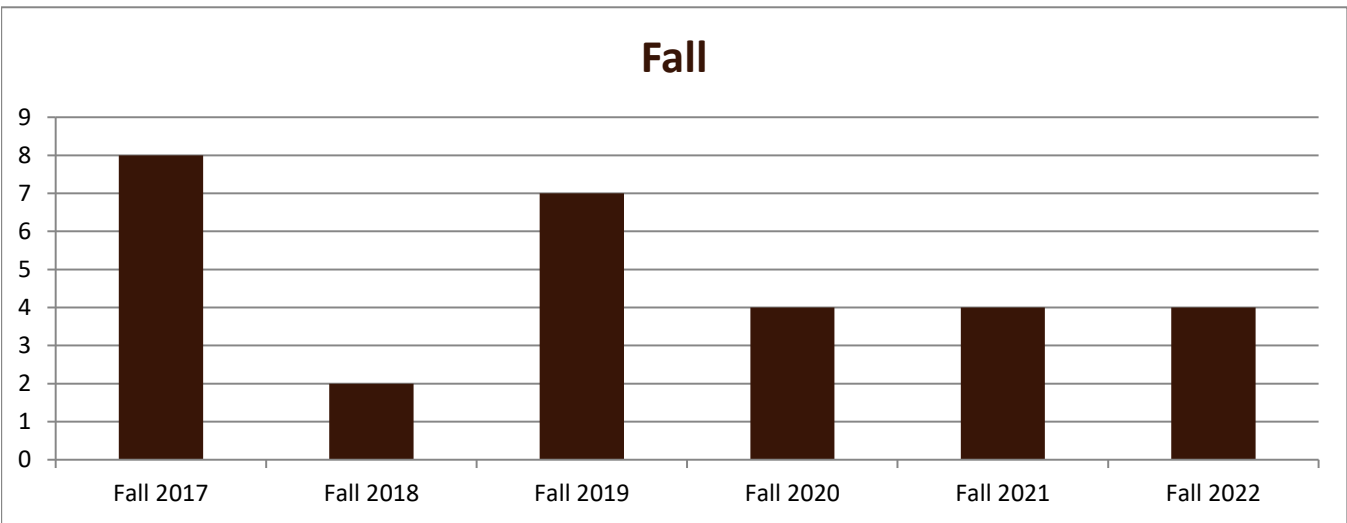
Enrolled Minors

Academic Years 2017-18 to 2022-23

Using Fall Semester Data (Fall 2017 to Fall 2022) for Term Specific measures



Enrolled by AY & Term	2018	2019	2020	2021	2022	2023
Fall	8	2	7	4	4	4
Spring	8	6	6	4	3	3
Summer						1
Grand Total	16	8	13	8	7	8



SMSU Environmental Science Program Data

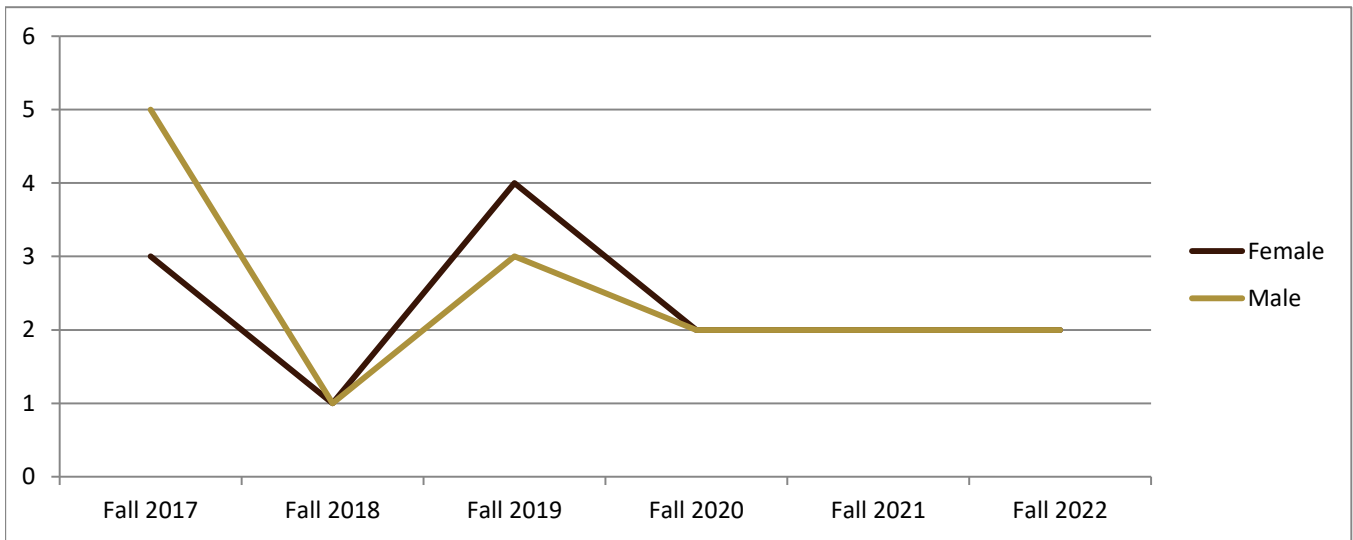
Enrolled Minors

Academic Years 2017-18 to 2022-23

Using Fall Semester Data (Fall 2017 to Fall 2022) for Term Specific measures



By Gender	Fall 2017	Fall 2018	Fall 2019	Fall 2020	Fall 2021	Fall 2022
Female	3	1	4	2	2	2
Male	5	1	3	2	2	2
Grand Total	8	2	7	4	4	4



SMSU Environmental Science Program Data

Enrolled Minors

Academic Years 2017-18 to 2022-23

Using Fall Semester Data (Fall 2017 to Fall 2022) for Term Specific measures



By Class Level	Fall 2017	Fall 2018	Fall 2019	Fall 2020	Fall 2021	Fall 2022
1 - Freshmen			1		1	
2 - Sophomore	2		1	1		2
3 - Junior		1	1	1	1	2
4 - Senior	6	1	4	2	2	
Grand Total	8	2	7	4	4	4

